

# BAPTISM

AN INTERACTIVE WORKBOOK FOR PARENTS AND KIDS



# Parent Pit-Stop

## Deuteronomy 6:4-9

Hear, O Israel: The Lord our God, the Lord is one. You shall love the Lord your God with all your heart and with all your soul and with all your might. And these words that I command you today shall be on your heart. You shall teach them diligently to your children and shall talk of them when you sit in your house, and when you walk by the way, and when you lie down, and when you rise. You shall bind them as a sign on your hand, and they shall be as frontlets between your eyes. You shall write them on the doorposts of your house and on your gates.

**CONGRATULATIONS!** If you're reading this, you're most likely a parent, grandparent, or a caring adult who has a child who is asking about baptism. This is GREAT NEWS because it means your child's faith is growing! Of course, you want to be able to talk to your kids about baptism, but you may not know where to start. That's where we come in!

Southpoint Kids is excited to be a partner with you and your kids, but we don't want to steal this teaching opportunity from you. Instead, we want to best equip you to be the primary spiritual leader and disciple maker in your home as God designed (see Deuteronomy 6:4-9 above).

**With that in mind, here's a 5-point checklist to get your engine roaring:**


### 1. DO IT TOGETHER!

This workbook is designed to guide YOU and your child through conversations about the gospel, baptism, and what it means to start following Jesus. You'll find questions to talk about, scripture to read, and interactive activities! These are all designed to create a fun and meaningful way for you to grow in your faith together! You'll want to have a Bible (we recommend "The [Adventure Bible](#)") to read from together!

### 2. FIVE PARTS

This workbook is broken down into five sections (or laps) that teach the gospel message and how we respond to it:

Lap One: God made it.  
Lap Two: We broke it.  
Lap Three: Jesus fixed it.  
Lap Four: We receive it.  
Final Lap: Getting baptized.



### 3. YOU CAN DO THIS!

Good news! You don't have to be a Bible scholar to disciple your child! Each section of this interactive workbook has a "Big Question" to focus on. You'll review the question at the end of each section to see how your child understands the content. Each section guides you on what to say, do, ask, and pray! You've got this!

We recommend working through each section in order. If your child has questions that you don't know the answer to, don't worry! We've left space for a place to write down questions at the end of each section. You can reach out right away with your questions or you can save them all to the end and meet with a Southpoint NexGen team member and we'll walk through all your questions together! Either way, consider us your personal pit crew – here to help you in any way!

### 4. DECISION TIME

Your child might complete the workbook and you both agree that he/she is ready to get baptized! Yeah! Our Southpoint NexGen team will be ready to help you take that next step! You might also finish and decide that your child isn't quite ready yet. That's okay too! We all grow at a different pace and there's no need to rush a child through this process. No matter what you and your child decide, keep encouraging him/her to grow in a relationship with Jesus by reading the Bible, hearing Biblical teaching, being in community with other Christians, and talking to God through prayer. Continue to find ways to make conversations about Jesus a normal part of your routine with your child!

### 5. HAVE FUN!

Don't treat this like a school lesson or studying for a test. Take your time; don't rush through all sections at once. Following Jesus is a big step and it's the first of many steps in your child's lifelong journey of becoming a disciple of Christ. Have fun with this! Enjoy the time with your child! Cherish these moments of learning and talking together! Remember that God would not charge us as parents to impress His word upon the hearts of our children if He didn't think we could do it! You've got this and we're here to help every step of the way!

Partners in Christ,

JoEllen Hurst  
NexGen Minister

parents



# GOD MADE IT

## GOD IS PERFECT, AND HE CREATED A PERFECT WORLD

**What you need:** Bible, **Bingo board and cube** (provided), 16 Hershey kisses (or other small candies)

**Say:** God made the world and everything in it: the sky, the oceans, even the littlest bugs and creatures. The Bible tells us that God created all these things because He loves us and wants to have a relationship with us, both now and in heaven. Let's read Genesis 1:1-2:3 together and then we'll play a little game!

**Option 1 (younger child):** As you read aloud, have your child place a Hershey kiss candy on each item represented by the day of creation. For instance, when you read about God creating the vegetation on day 3, your child would place a candy on the tree AND flower.

**Option 2 (older child):** Have your child read along with and/or aloud with you in scripture. After, play a round or two of Bingo (create the special die with the included **printable**). Encourage your child to go back into their Bible to find what happened on each day as they roll the die.


**Ask:** God is perfect! How would you describe what it means to be perfect? (Note: If your child struggles with this answer, help them understand that perfect means being without mistakes.) What things did God create that remind you He is perfect? (Examples: snowflakes, sunrise, sandy beach)

**Do:** Have your child read Psalm 18:30 out loud to you.

**Say:** We learned from what we just read in the Bible that God's way is perfect, and He created a perfect world. Let's try this activity together.

**What you need:** 2 blindfolds (hand towels or long socks will work too!), pencils, paper, and timer

**Say:** Take a look at this circle.



**Say:** Now we will both put a blindfold on to cover our eyes. When I say, “Go,” let’s do our best to quickly draw a circle as perfect as the one above.

**Do:** Play the game with your child. After you both draw, take off the blindfolds and look at both circles. Compare your drawings to the circle on this page.

**Option (older child):** increase the challenge by trying to draw the circle as fast as possible or draw with their non-dominant hand.

**Ask:** So how’d we do? Are our circles perfect? No matter how hard we try, we cannot make a perfect circle. Why do you think we can’t make a perfect circle if God created us perfectly?

**Say:** When we look at the world, we see that things aren’t so perfect anymore. There are natural disasters and evil and sadness. When God created everything, He created it to be perfect. We’ll soon find out why things aren’t perfect anymore. First, let’s pray and thank God for creating the world and everything in it.

**Pray:** God, thank You for making the world and everything in it. Thank You for creating so many amazing things and wanting to share Your love with people. Thank You for creating us, loving us, and wanting to have a relationship with us. We love You, amen.



**When I say, “God is perfect,”  
what does that mean to you?**

**Say:** What questions or thoughts do you have about God being perfect and creating a perfect world? (Record on Questions/Thoughts page.) Challenge your child to come up with at least one thought and one question each time.



## My Questions



## What I'm Thinking



# WE BROKE IT

## BECAUSE OF SIN, THE PERFECTION OF CREATION IS BROKEN

**Say:** We learned that God created the world and people to be perfect because He is perfect. Adam and Eve were the first people God created and He loved being in a perfect relationship with them. But then something happened. Something that changed everything

**Do:** Read Genesis 3: 1-13. You can read this aloud, have your child read some aloud, alternate, etc.

**Do:** Ask questions to review what they read: (see below for a narrative to help you)

- What did God tell Adam and Eve not to do?
- What did the serpent do?
- What did Adam and Eve do?
- Did Adam and Eve sin?

God told them not to eat the fruit from the tree of knowledge of good and evil. But Adam and Eve were tricked, lied to, by the snake who wanted them to disobey God. Sadly, Adam and Eve listened to the snake and chose to disobey God. When they chose to listen to the snake, they disobeyed God. They chose to do things the way they wanted to instead of God's way. This was sin. When Adam and Eve sinned by eating the fruit, they broke the perfect relationship between them and God. Since that time, every person who has been born has a sin nature. This means that we may choose to say, think, and do things that go against God and who He is.

**Do:** Read Romans 3:23 together.

**Say:** Romans 3:23 tells us that all people have sinned. Our sin separates us from having a perfect relationship with God. Sin not only separates us from a perfect relationship with God, but also with people, creation, and ourselves. This is why we can look around our world today and see that things aren't perfect.

**What you need:** Bible, drawing paper, crafting supplies, glue or tape *(During this activity, your child will be making a masterpiece. If your child does not like to make crafts, he/she could build something with Legos, blocks, other materials from home, etc.)*

**Ask:** Can you think of an example of a time you sinned? *(Note: Remember that this is a time for conversation; for your child to think about what sin is and recognize that in their own life. Refrain from using this as a time to discipline or to dwell on the behavior – that can be addressed in another conversation.)*

**Do:** Have your child create a “masterpiece” with supplies you have at home. *(Note: The goal of this activity is for your child to destroy his/her masterpiece. Your child may need advance notice that he/ she will be destroying the masterpiece at the end of the activity. If your child doesn’t want to destroy the masterpiece, you can still achieve the same goal by talking about it.)*

**Ask:** How would you feel if I told you that your punishment for the/one of the sin(s) you just told me about is ruining your masterpiece?

**Do:** Ruin (rip, shred, knock down, etc.) the masterpiece together. Listen to how your child felt about it. Have your child read Romans 6:23 out loud to you.

**Say:** The payment for your sin was ruining your masterpiece. Romans 6:23 told us that the wages of sin is death. The word wages means payment, so the payment for our sin is death and separation from God forever. That’s WAY worse than ruining your masterpiece! God doesn’t want us to be separated from Him. He loves us too much for that! Remember, that our perfect God created us to have a forever relationship with Him. God made a way to save us so that we didn’t have to be separated from Him forever, which is what we’ll talk about next.

**Pray:** God, we are so thankful that You love us so much, even though we are sinners. Thank You for finding a way to save us. We love You, amen.



**What do you think sin is and how has it affected you?**

**Say:** What questions or thoughts do you have about being separated from God because of sin? (Record on Questions/Thoughts page.) Challenge your child to come up with at least one thought and one question each time.





What I'm Thinking



My Questions



# JESUS FIXED IT

JESUS FIXED THE SEPARATION BETWEEN US  
AND GOD THAT IS CAUSED BY OUR SIN

**What you need:** 2 tall cups, 2 straws (provided), tape, character cutout (provided), God cutout (provided) *Note: if you're using a digital copy of this workbook, you can use a picture of your child or use disposable cups that you can write on instead of the cutouts.*

**Say:** We learned that our sin separates us from God and that God chose to save us from the punishment of our sin because He loves us so much. God sent his Son, Jesus, to live on earth with people. But unlike us, Jesus was perfect in every way, because He's God's Son. He never sinned. And even though Jesus was perfect, people didn't believe that He was God's Son. They decided to kill Jesus. When Jesus died on a cross, He took the punishment for our sins. Only Jesus could take our punishment because He had no sin. *(Note: if your child is interested in learning more about how Jesus died, read Matthew 27:27-50.)*

**Say:** Jesus died a painful and wrongful death but, He didn't stay dead! He came back to life three days later! When He did that, He conquered sin and death forever.

**Do:** Read John 3:16-17 out loud.

- What does this verse tell us that God did?
- Who is God's one and only son?
- Why did God give his one and only son?
- What does God promise to those who believe in Jesus?

**Say:** Let's do an activity to really see what Jesus does for us.


- Use your character cut out to decorate it to look like you. Write your name on the character. *(note: if your child does not like to do creative things, they can simply write their name on the cutout)*
- Tape your character to the top of one of the cups.
- Take the star cutout and write "God" on it and tape that to the other cup.
- Use the two straws and tape to create a cross (you will have to trim one of the straws) and set it aside for a minute.
- Place your two cups about 4 or 5 inches apart from one another.

**Say:** As you can see, you (*point to the cup representing your child*) are separated from God (*point to the “God” cup*). This space in the middle that has caused the separation is sin. You can’t get to God from here. You’re stuck over here on this cup and God is over there. There is only one way for you to get across the gap so you can be connected to God again. How do you think this problem can be solved? (Read John 3:16-17 again). Jesus is the solution! That verse showed us that those who believe in Jesus will have eternal life. Let’s show that by placing your cross between the two cups (*note: you may have to move the cups closer together*) Encourage your child to take their character and “walk” it across their straw “bridge” to the “God cup.” Only Jesus can fix the separation between us and God from our sin.

**Do:** Read 1 Peter 2:24 out loud as your child listens. Read it a second time together or have your child read it on his/her own.

**Ask:** Why do you think Jesus died for us, and why is it so important?

**Pray:** God, thank You for loving me enough to send Jesus to die on the cross in my place. I’m so thankful that because of Jesus, I don’t have to be separated from You. In Jesus’ name, amen.



**How did Jesus fix the problem  
of your sin?**

**Say:** What questions or thoughts do you have about Jesus dying on the cross and coming back to life to save us from the punishment of our sin? (Record on Questions/Thoughts page.) Challenge your child to come up with at least one thought and one question each time.



What I'm Thinking



My Questions



# WE RECEIVE IT

WHEN WE BELIEVE IN JESUS AND REPENT,  
WE CHOOSE TO BE PART OF HIS FAMILY!

**What you need:** Bible, ball

**Say:** We learned that God is perfect and that our sin separates us from Him. But we also learned that Jesus fixed the separation between us and God by dying on the cross and coming back to life three days later (by the way . . . when Jesus died and was alive three days later – we call that the resurrection! It's a big word for a really BIG, amazing thing!). Because of this, we are no longer separated from God. Instead, we can be close to Him forever. This good news that we're learning about is called the **gospel**.

**Do:** Read Romans 10:9 together.

**Say:** Let's make sure we know what that verse is saying.

- This verse tells us to do two things. What are those two things?
- What happens if we do those two things?
- What does "saved" mean? (*it means we can be with God forever*)

**Say:** Once you believe the good news of the gospel in your heart and share your belief with others, it's time to take your next step. Let's do an activity together to learn more about that next step.

**Do:** Have your child stand close to you. Toss the ball to your child and ask him/her to catch it. Have your child take a few steps back. Toss the ball again and have him/her catch the ball. On the third try, have your child stand far away from you. Toss the ball again and have him/her catch it.

**Say:** When I tossed the ball to you, did you stand still and let the ball hit you? Did you run away from the ball? No! When I threw the ball to you, you chose to reach out and catch it. You opened your hands to receive (catch) the ball from me. Just like catching the ball required a response from you (reaching out to catch it), the gospel we learned about requires a response too. Once you know and understand what Jesus has done for you, you can choose to receive it.

**Do:** Read Acts 3:19 together.

**Say:** Whoa! Let's look at that together again.



- What do you think that big word “repent” means?

We have all done things we are not proud of. We learned earlier that we all sin. We are sinful and choose to do things our way instead of God's way. Repenting of your sin is admitting that you are a sinner and feeling regret (like wishing you could do it over) for sinning. Then, you decide that you are going to **turn away from your sin** (doing things your way) and toward following God instead (doing things His way). (For example, when you do something wrong, admit it, say “I’m sorry” and then asking God to help you to not do it again.)

- What does that verse say happens when we repent and turn to God? (*our sins are wiped away*)

**Do:** Read Ephesians 2:8-9 together.

**Ask:** Do we need to earn the gift God is offering us?

**Say:** Ephesians 2:8-9 explains that God gives us the free gift of His grace! We don't have to do anything to earn this free gift. In fact, there is nothing that we CAN do to earn it. It is a free gift that God offers to us when we believe in Him.

**Do:** Read John 1:12.

**Ask:** What happens when you believe and accept the gift Jesus has given you?

**Say:** When you believe and accept God's free gift of grace, then you become a part of God's family! You are His child. And like we read earlier in John 3:16, part of God's gift is eternal life. That means after you die, you will live in heaven with God forever!

**Do:** Read Acts 2:38 together.

**Ask:** What else do we receive when we believe, repent, and accept God's free gift of salvation?

**Say:** We also receive the gift of the Holy Spirit. The Holy Spirit does many things for us. The Holy Spirit convicts us of sin, teaches us, helps us remember God's Word, and even prays for us!

**What you need:** Paper, pencils (Optional: light music playlist, phone, computer)

**Say:** Now that we've read the Bible and talked about the gospel, I want you to spend some time writing a letter to Jesus. *(Note: this doesn't have to be a letter. Your child could make a video, a presentation, etc.)* Tell Jesus what you've learned in our time together. You can also tell Him what you are thankful for and ask any questions you have.

**Do:** Find a quiet spot for your child to complete the activity. You can play the soft music while your child writes the letter if you would like to. *(Modification: For children who cannot write, your child can dictate their letter to you.)* This activity will also help your child in sharing his/her faith story with others down the road.

**Do:** Read the letter your child wrote out loud together. Celebrate what they've done and how much you've learned together!

**Note:** Use this activity as a guide to see your child's understanding of the gospel. Pay attention to what your child seems to understand about all the parts of the gospel (God Made It, We Broke It, Jesus Fixed It, We Receive It). If there are parts you think they may not understand yet, go back to that lap in this workbook. Remember, you're not looking for them to be a Bible scholar but to have a basic understanding of the main parts of the gospel.

**Pray:** God, thank You for giving me this time with (son/daughter's name) to learn more about the perfect world you created, how our sin affects us and our relationship with you. Thank you for your Son, Jesus, who gave up His life on a cross to die for our sins so that we could live forever with you. Help us Lord to turn from our sins and make decisions to do things Your way. We are thankful for who You are and what You have done for us. Amen.



**How do you receive the free gift that God gives you?**

**Say:** What questions or thoughts do you have about Jesus dying on the cross and coming back to life to save us from the punishment of our sin? (Record on Questions/Thoughts page.) Challenge your child to come up with at least one thought and one question each time.



What I'm Thinking



My Questions





# Getting Baptized

BAPTISM IS THE TIME AND PLACE FOR  
RECEIVING THE PROMISES OF GOD

**What you need:** Clear glass or cup, water, food coloring

**Do:** Add food coloring to the glass as you talk through this next section.

**Say:** Let's fill up this glass with water. This glass of water represents your heart. As you've learned about the gospel and believed, your heart has been changed. You know that God Made It. (Add one drop of food coloring.) You know that We Broke It. (Add another drop of food coloring.) You believe that Jesus Fixed It. (Add another drop of food coloring.) And You've Received It by believing the good news of the gospel. (Add another drop of food coloring and swirl it around.) Look, you can see how your heart has changed as you learn more and more about the gospel and how it affects us.

**Say:** Once we really understand the gospel, decide that we want Jesus to change our hearts, and decide that we want to follow Him, baptism is our next step. Let's look at 4 big questions people often have about baptism!

## Question 1: Why should we get baptized?

- **Read Matthew 28:19-20**
- Jesus taught and modeled baptism. Christians in the early church baptized people. Even Jesus was baptized!
- **Read Romans 6:3-5**
- Baptism connects us with Jesus in His death, burial, and resurrection. Going down under the water represents Jesus' death and being buried. Coming up out of the water represents Jesus' resurrection.

## Question 2: When should we get baptized?

- **Read Acts 2:41**
- As soon as they believed, they were baptized (3,000 people that day! Whoa!)
- **Read Acts 8:35-38**

- We see in this story that Philip was teaching the eunuch about the gospel (just like we've been doing together). As they were traveling, the eunuch saw the water and knew if he believed the gospel (God made it, we broke it, Jesus fixed it, we receive it) then he shouldn't wait to get baptized! When we believe and understand, we get baptized!

**Question 3: Who should be baptized?**

- **Read Acts 2:38**
- Anyone who is old enough to believe the gospel and understand why it's important!

**Question 4: How do we get baptized?**

- **Read Matthew 3:16**
- Jesus went down in the water. We do the same thing as Jesus did! We go down in the water (yep – you can plug your nose! 😊)
- **Read Acts 8:38-39**
- Remember the Ethiopian eunuch from before? Scripture says he went down into the water too! So, we know just from these two stories that to be baptized, we go down under the water!

**Ask:** What other questions do you have about baptism? *(Note: if your child has a question that you don't know how to answer, don't worry! Encourage them to write it on their question page and let them know that you can figure out the answer together!)*

**Say:** Baptism is the best decision a person makes in their life! You will have many amazing times in your life, but deciding to follow Jesus and make Him your Lord and Savior will definitely be the best decision of your life!

**Pray:** Jesus, thank You for the Bible and what it teaches us about baptism. Thank You for what Jesus has done for us. Thank you for this time with (child's name) and the time to learn and grow together. Help us to obey your commands and to follow you. Help (child's name) to know you and to follow you all the days of their life. In Jesus' name, Amen.



**What is your next step after believing in Jesus and repenting?**

**Say:** Take a few minutes to write down any thoughts or questions you have about baptism on the next page.



What I'm Thinking



My Questions

# Time for a Tune-Up

Hey kids! It's time to pull in for a tune-up! Read through these questions and pick the best answer. Try this part on your own!

## 1. Being baptized is which of the following:

- a) something all kids do
- b) for all kids whose parents go to church
- c) for kids & adults who have decided to follow Jesus
- d) for kids who are really nice

## 2. Baptism is when you:

- a) go to church and pray to God with others
- b) get put under water because you have chosen to follow Jesus
- c) sing worship songs
- d) turn 9 years old

## 3. Jesus said that people should get baptized:

- a) in order for God to love you more
- b) because you can't go to Heaven if you don't
- c) even if you're unsure about it
- d) when you believe in Him and repent

## 4. I am ready to get baptized if:

- a) I believe that Jesus died & came back to life
- b) I trust Jesus has washed away my sins
- c) I want everyone to know that I am a Christian
- d) All of the above

## 5. When God created the world, He:

- a) Made it perfect, but we broke the perfection with our sin
- b) Made it with mistakes
- c) Made it perfect with just a few mistakes
- d) Tried to get it perfect, but we broke it with our sin

## 6. Jesus fixed the separation between us and God:

- a) when He was born.
- b) when He was baptized.
- c) when He died on the cross and rose again 3 days later.
- d) when He performed miracles.

*\* Need to double check your answers? Check out the answer key on the bottom of the page*

Kids

Answer Key: 1: C 2: B 3:D 4:D 5:A 6:C

# Talk to Your Pit Crew

Look at you! You did it! We hope that this has been a great time filled with amazing conversations and special time together! Now what? Is your child asking about being baptized?



**Ask your child:  
Why do you want to be baptized?**

**If you feel that your child is ready to take their next step in baptism,** let's get you connected! There are several ways to let someone know your child is ready for the next step:

1. Email [kids@southpoint.church](mailto:kids@southpoint.church) or [student@southpoint.church](mailto:student@southpoint.church) to get connected to a NexGen team member
2. Let us know by coming down during the prayer time during a Sunday service
3. Text your name and request to 734-304-7248
4. Let us know using the app or by filling out a paper connection card

Whichever method you choose, be sure to indicate that you and your child have had great conversations using the workbook and you're ready for the next step!

**If you feel that your child is not yet ready to take their next step in baptism,** that's totally ok! Continue to celebrate them and their desire to know and love Jesus! Here are some ideas of things you can continue to do keep the conversation going at home:

1. Which of the four areas from the gospel message (God made it; We broke it; Jesus fixed it; We receive it) do you feel they should learn more about? Use a story Bible to focus in on those specific areas. You can use the scripture references from each "lap" of this workbook to focus in where needed.
2. Start conversations using the "Big Questions" from this workbook while driving, eating meals together, or even before bed. Revisit the scripture and spend lots of time talking and praying together!

Remember that this is not a process to be hurried. Let your child move at their own pace. Keep the conversations going. Remind them how loved they are by God and by you!

And, as always, we are always happy to help with ideas specific to your child and the questions they are asking! We are honored and humbled to be a part of your pit crew on this journey!

parents